

Tagalog Thankful banner



Nagpapasalamat ako sa = I am thankful for ...



Directions: Cut out the labels of things you are thankful for that you would like to include in your banner. Paste them on the provided banner template on the next page. Then draw a picture or glue a photo to represent each thing. Blank labels are provided for your own responses. The title template on the previous page may also be cut to be included in the banner.



aking pamilya
(my family)



mga kaibigan ko
(my friends)



ating tahanan
(our home)



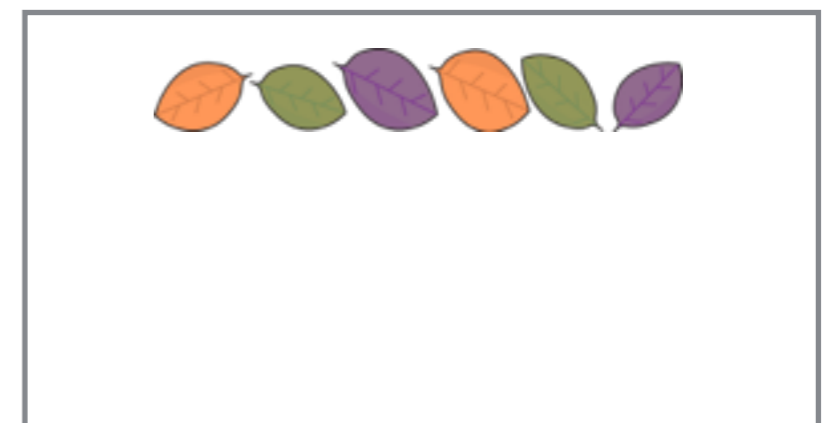
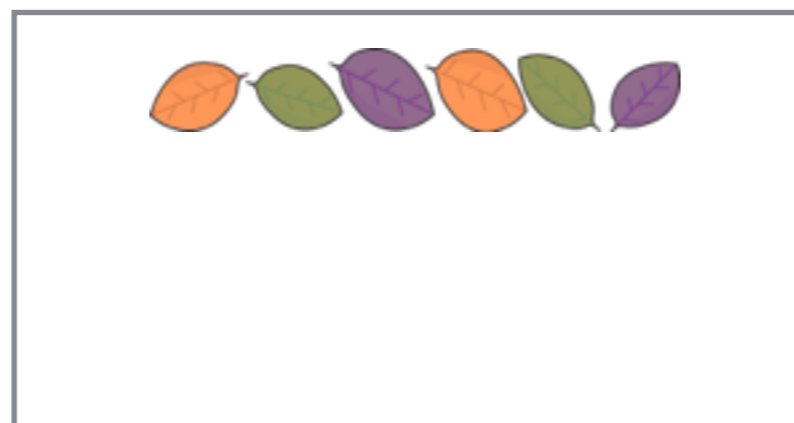
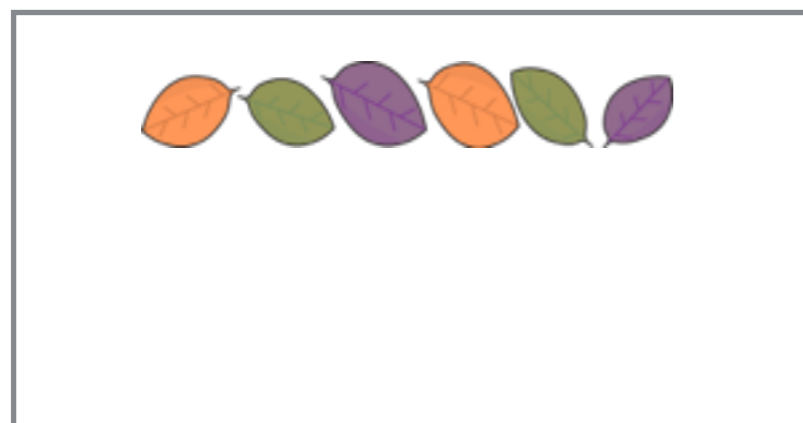
aking magulang
(my parents)



pagkain at tubig
(food & water)



eskuwelahan
(school)





Directions: Print as many copies of this page as needed for your banner. Cut out the template, punch holes at the top, and string through ribbon to assemble together.

