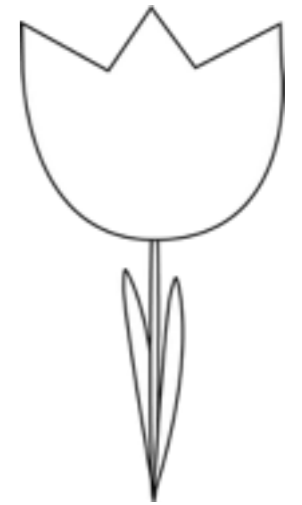


English/Tagalog Mother's Day Cards (Intro Details & Tips)



There are several cover designs for the greeting card included from pages 2 - 8 in this printable.

Pages 9 - 10 are intended to be the inside of the greeting card.

Pages 4 - 8 are more generic so can be used with mother figures other than your own mother, such as aunts (Titas), or grandmas (Lolas).

Feel free to mix and match designs.


If you will be using regular printing paper, it is recommended to print them on separate pages and glue the inside of the card to the back of the cover page.

OR if you will be using cardstock, it can be printed front to back.

I love you
very much!



Mahal na mahal
kita!



Clipart courtesy of:

*My*CuteGraphics

I love you
very much!



Mahal na mahal
kita!




Clipart courtesy of:

*My*CuteGraphics

I love you
very much!



Mahal na mahal
kita!



Clipart courtesy of:
MyCuteGraphics

I love you
very much!



Mahal na mahal
kita!




Clipart courtesy of:
MyCuteGraphics

I love you
very much!



Mahal na mahal
kita!



Clipart courtesy of:

*My*CuteGraphics

I love you
very much!
.....
Mahal na mahal
kita!




Clipart courtesy of:
MyCuteGraphics

I love you
very much!



Mahal na mahal
kita!



Clipart courtesy of:

*My*CuteGraphics


Mother's Day _____



Dear

Love,

Mother's Day _____



Dear

Love,