

**English/Tagalog
Vocabulary Activities:**

Opposites



- Activities include:
- Flash cards
 - Memory game
 - Matching activity





Tagalog Memory Game: Opposites

Lesson objective:


To teach/review opposites in English & Tagalog. .

Directions:


- Cut out the picture vocabulary cards on the next few pages.
- Review and become familiar with the Tagalog vocabulary.
- Shuffle the cards and lay the cards face down.
- The person who is drawing will flip over a card.
- He/She will flip over another card to see if they're a matching pair of opposites.
 - If it is not the opposite, both cards are flipped and another player gets a turn.
 - If it is a match, he/she may have another turn.
- Players will take turns until all cards have been paired up.



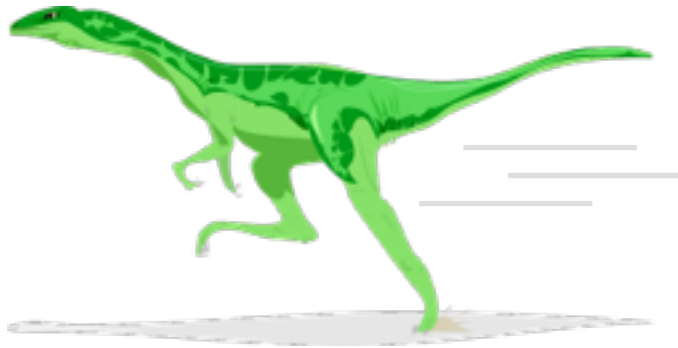
maliit
small




malaki
big




mabagal
slow



mabilis
fast



pataas
up



pababa
down



kaliwa
left




kanan
right



mainit
hot




malamig
cold




matigas
hard



malambot
soft



pandak
short



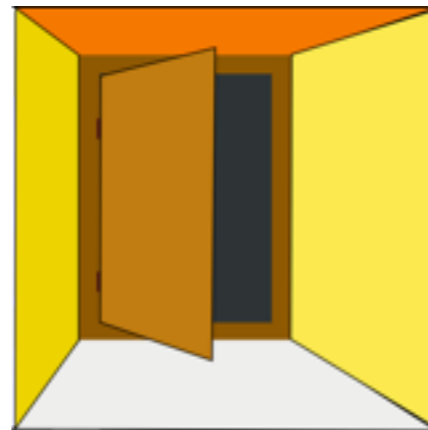
matangkad
tall



maliwanag
bright/light




madilim
dark



bukas
open




sarado
closed




gutom
hungry



busog
full



abanti
forward



atras
backward



masaya
happy



malungkot
sad



English/Tagalog
Bonus flash cards:
Opposites

Lesson objective:

To teach/review opposites in English & Tagalog. .

Directions:

- If the child loves drawing, the following pages include flash cards with just the word and blank space for him/her to draw his/her own corresponding illustration.

maliit
small

malaki
big

mabagal
slow

mabilis
fast

pataas
up

pababa
down

kaliwa
left

kanan
right

mainit
hot

malamig
cold

matigas
hard

malambot
soft

pandak
short

matangkad
tall

maliwanag
bright/light

madilim
dark

bukas
open

sarado
close

gutom
hungry

busog
full

abanti
forward

atras
backward

masaya
happy

malungkot
sad



**English/Tagalog
Matching Game:
Opposites**

Lesson objective:

To teach/review opposites in English & Tagalog. .

Directions:

- Cut out the Tagalog words on the next page & paste them on the matching English word cards on the pages after..

Directions: Cut out the Tagalog words & paste them with the matching English word cards on the following pages.

gutom

kaliwa

busog

abanti

maliit

madilim

malaki

mabagal

pandak

malungkot

kanan

mainit

maliwanag

malambot

matangkad

mabilis

masaya

pataas

malamig

sarado


atras

pababa


matigas




small




big




slow



fast



up



down



left



right



hot




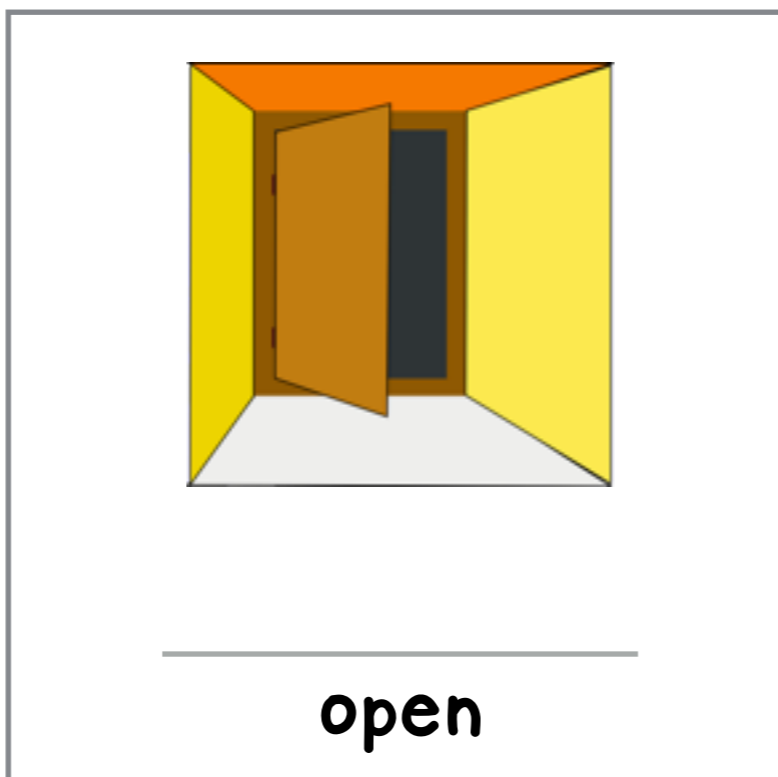


cold




hard



soft







hungry



full



forward



backward



happy



sad

Thank you!
Salamat!

Clipart courtesy of:

*My*CuteGraphics

Backgrounds * Clip Art

Animations * Coloring Pages

www.mycutegraphics.com

